

Double-level spring-cage terminal block - STTB 4-PV BU - 3035593

Please be informed that the data shown in this PDF Document is generated from our Online Catalog. Please find the complete data in the user's documentation. Our General Terms of Use for Downloads are valid (<http://phoenixcontact.com/download>)



Double-level spring-cage terminal block, With equipotential bonder, Cross section: 0.08 mm² - 6 mm², AWG: 28 - 10, Connection type: Spring-cage connection, Width: 6.2 mm, Color: blue, Mounting type: NS 35/7,5, NS 35/15

The illustration shows the version in gray



Key Commercial Data

Packing unit	1 pc
Minimum order quantity	50 pc
Weight per Piece (excluding packing)	17.2 g
Custom tariff number	85369010
Country of origin	Germany

Technical data

General

Number of levels	2
Number of connections	4
Nominal cross section	4 mm ²
Color	blue
Insulating material	PA
Flammability rating according to UL 94	V0
Rated surge voltage	6 kV
Pollution degree	3
Overvoltage category	III
Insulating material group	I
Connection in acc. with standard	IEC 60947-7-1
Nominal current I _N	30 A

Double-level spring-cage terminal block - STTB 4-PV BU - 3035593

Technical data

General

Maximum load current	32 A (with 6 mm ² conductor cross section)
Nominal voltage U _N	500 V
Open side panel	ja

Dimensions

Width	6.2 mm
Length	83.5 mm
Height NS 35/7,5	47.5 mm
Height NS 35/15	55 mm

Connection data

Connection method	Spring-cage connection
Conductor cross section solid min.	0.08 mm ²
Conductor cross section solid max.	6 mm ²
Conductor cross section flexible min.	0.08 mm ²
Conductor cross section flexible max.	4 mm ²
Conductor cross section AWG min.	28
Conductor cross section AWG max.	10
Conductor cross section flexible, with ferrule without plastic sleeve min.	0.14 mm ²
Conductor cross section flexible, with ferrule without plastic sleeve max.	4 mm ²
Conductor cross section flexible, with ferrule with plastic sleeve min.	0.14 mm ²
Conductor cross section flexible, with ferrule with plastic sleeve max.	4 mm ²
2 conductors with same cross section, stranded, TWIN ferrules with plastic sleeve, min.	0.5 mm ²
2 conductors with same cross section, stranded, TWIN ferrules with plastic sleeve, max.	1 mm ²
Stripping length	10 mm

Classifications

eCl@ss

eCl@ss 4.0	27141127
eCl@ss 4.1	27141127
eCl@ss 5.0	27141127
eCl@ss 5.1	27141127
eCl@ss 6.0	27141127
eCl@ss 7.0	27141127
eCl@ss 8.0	27141120

Double-level spring-cage terminal block - STTB 4-PV BU - 3035593

Classifications

ETIM

ETIM 3.0	EC000897
ETIM 4.0	EC000897
ETIM 5.0	EC000897

UNSPSC

UNSPSC 6.01	30211811
UNSPSC 7.0901	39121410
UNSPSC 11	39121410
UNSPSC 12.01	39121410
UNSPSC 13.2	39121410

Approvals

Approvals

Approvals


CSA / UL Recognized / VDE Gutachten mit Fertigungsüberwachung / cUL Recognized / LR / GL / BV / DNV / KR / NK / IECCEB Scheme / EAC / RS / cULus Recognized

Ex Approvals

ATEX / EAC Ex


Approvals submitted

Approval details


			
		B	C
	mm ² /AWG/kcmil	28-10	28-10
	Nominal current I _N	30 A	30 A
	Nominal voltage U _N	300 V	300 V

Double-level spring-cage terminal block - STTB 4-PV BU - 3035593


Approvals

UL Recognized 

	B	C	D
mm ² /AWG/kcmil	28-10	28-10	28-10
Nominal current IN	30 A	30 A	5 A
Nominal voltage UN	300 V	300 V	600 V

VDE Gutachten mit Fertigungsüberwachung 

mm ² /AWG/kcmil	0.2-4.0
Nominal current IN	32 A
Nominal voltage UN	500 V

cUL Recognized 

	B	C	D
mm ² /AWG/kcmil	28-10	28-10	28-10
Nominal current IN	30 A	30 A	5 A
Nominal voltage UN	300 V	300 V	600 V

LR

GL

mm ² /AWG/kcmil	4
Nominal current IN	32 A
Nominal voltage UN	500 V

BV

DNV

KR

Double-level spring-cage terminal block - STTB 4-PV BU - 3035593

Approvals

NK

IECEE CB Scheme	
mm ² /AWG/kcmil	4
Nominal voltage UN	500 V

EAC

RS

cULus Recognized

Drawings

Circuit diagram

