

# Sealed Pushbutton

## Single and Double Pole KF Series



### Features

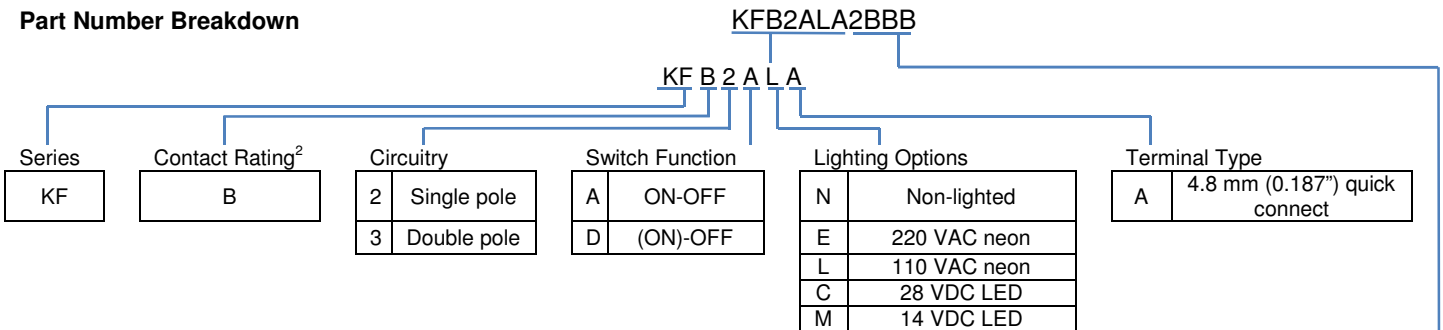
- Snap-in mounting
- RoHS compliant
- 100,000 cycles mechanical life
- IP65
- Switches up to 20 A
- Lighted and non-lighted versions available

### Standard Parts<sup>1</sup>

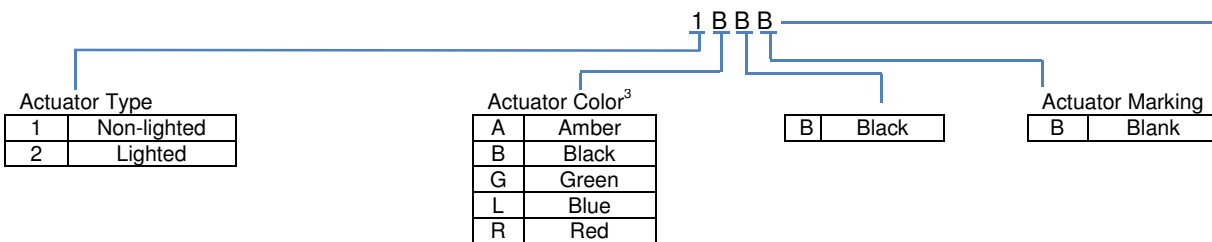
North America	North America and Europe	Europe
KFB2ALA2GBB	KFB2ANA1BBB	KFB2AEA2GBB
KFB2ALA2RBB	KFB2DNA1BBB	KFB2AEA2RBB
KFB3ALA2GBB	KFB3ANA1BBB	KFB3AEA2GBB
KFB3ALA2RBB		KFB3AEA2RBB

<sup>1</sup>The part number configuration matrix below provides details to the part numbers above. For configurable part numbers that are not listed above, not listed in your region, or for custom part numbers, contact the factory or your distributor.

### Part Number Breakdown



<sup>2</sup>See Electrical Specifications section



<sup>3</sup>Black actuator is only available for non-lighted; others only for lighted.



## Electrical Specifications

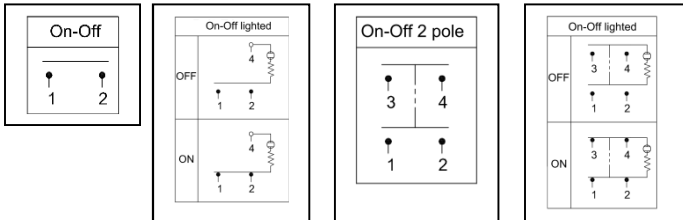
Dielectric Strength	1500 VAC for 1 minute	
Insulation Resistance	100 MΩ min at 500 VDC	
Initial Contact Resistance	0.050 Ω max	
<b>Electrical Ratings</b>		
Lighting Option	UL1054	VDC <sup>3</sup>
N	10 A 125 VAC 1/2 HP / 6 A 250 VAC 1/2 HP	20 A 14 VDC / 10 A 28 VDC
E, L	10 A 125 VAC 1/2 HP / 6 A 250 VAC 1/2 HP	N/A
C	N/A	10 A 28 VDC
M	N/A	20 A 14 VDC
Electrical Life at Rated Load Minimum Operations	UL	6,000

<sup>3</sup>DC ratings not agency approved  
UL File No: E23301

## Material and Environmental Specifications

Actuator	Polycarbonate 94V-2
Housing	Nylon 66 94V-2
Spring	Steel
Contacts	Silver Alloy
Movable Arm	Silver-Plated Copper Alloy
Terminals	Silver-Plated Copper Alloy
Rubber Boot	Silicone
Operating Temperature Range	-25 °C to +85 °C (-13 °F to +185 °F)
Ingress Protection	IP65

## Circuitry and Switch Functions – (ON)-OFF has same connections as ON-OFF; spring return on switch



## Dimensions mm (inches)

