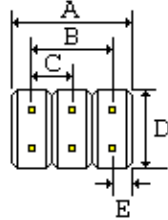
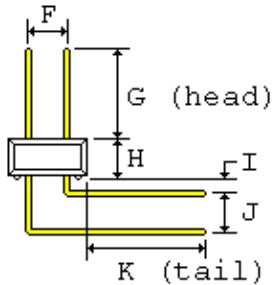
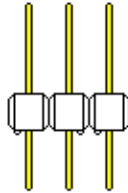


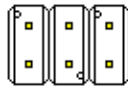
SULLINS ELECTRONICS CORP
 SAN MARCOS, CA 760-744-0125 FAX 760-744-6081



A =	0.300+-0.020	[7.62+-0.51]
B =	0.200+-0.008	[5.08+-0.20]
C =	0.100+-0.003	[2.54+-0.08]
D =	0.240+-0.005	[6.10+-0.13]
E =	0.050+-0.005	[1.27+-0.13]
F =	0.100+-0.005	[2.54+-0.13]
G =	0.230+-0.015	[5.84+-0.38]
H =	0.100+-0.005	[2.54+-0.13]
I =	0.060+-0.005	[1.52+-0.13]
J =	0.100+-0.005	[2.54+-0.13]
K =	0.300+-0.015	[7.62+-0.38]



.025[0.64] SQUARE POSTS FIT .040[1.02] MINIMUM DIAMETER HOLE



Right angle bent tails not shown in bottom view

- 1.0 SPECIFICATIONS FOR A DUAL 3/6 POSITION HEADER
- 2.0 INSULATOR MATERIAL: BLACK THERMOPLASTIC POLYESTER
- 3.0 CONTACT MATERIAL: CA510, PHOSPHOR BRONZE GRADE A
- 4.0 PLATING: .000100" TIN OVERALL, .000050" NICKEL UNDERPLATE
- 5.0 TEMPERATURE: TO 125 DEGREES C CONTINUOUS
- 6.0 UL FLAMMABILITY RATING: 94V-0
- 7.0 VOLTAGE RATING: 600 VDC MINIMUM AT SEA LEVEL
- 8.0 CURRENT RATING: 3 AMPERES
- 9.0 INSULATION RESISTANCE: 5,000 MEGA OHMS
- 10.0 SPECIFICATIONS SUBJECT TO CHANGE WITHOUT NOTICE
- 11.0 NOT DRAWN TO SCALE

SULLINS PART NUMBER: PTC03DBCN

DATE: 1-29-03

[Print PDF](#)