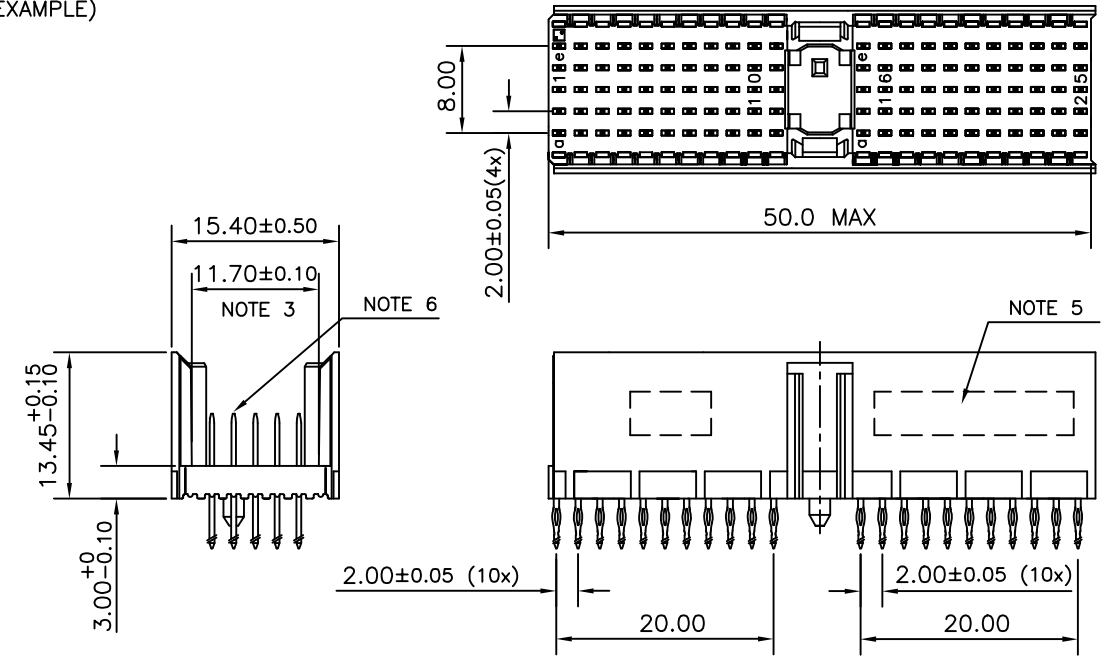


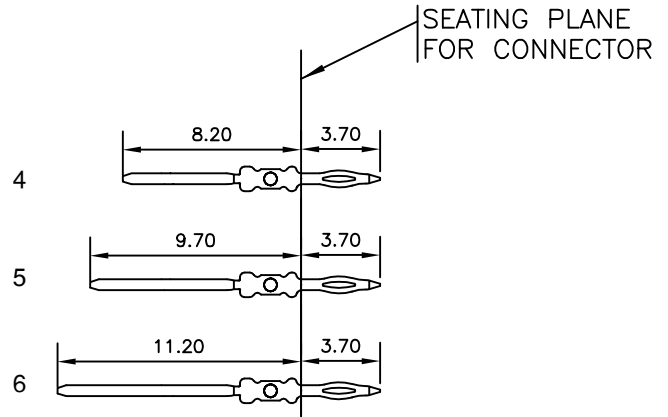
LOADING PATTERN MATING SIDE

f	0	0	0	0	0	0	0	0	0	0	0	0	0	0	0	0	0	0	0	0	0	0	0	0	0	0	
e	4	5	5	6	6	5	5	6	5	5	5																6
d	5	5	5	5	5	5	5	5	4	5	5																6
c	5	5	5	5	5	5	5	5	5	5	5																4
b	5	5	5	5	5	5	5	5	6	4	5																5
a	5	5	5	5	5	5	5	5	6	4	5																4
z	0	0	0	0	0	0	0	0	0	0	0																0
POS	0																										0
	1																										5
																											1
																											5
																											2
																											0
																											5

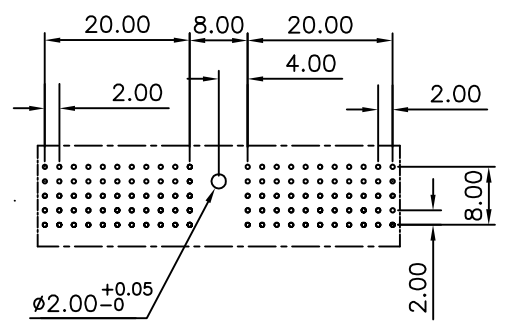
LOADED CONNECTOR ASSEMBLY (FOR EXAMPLE)



CONTACT OVERVIEW



LAY-OUT P.C.B.-HOLE



HM2P07PDF3L0 LEAD FREE INDICATOR : LF = LEAD FREE (DIGIT 15 & 16)

PLATING CODE (DIGIT 13 AND 14)
(REF DRW NO. BS,C , 201844 , 003)

NOTES

- 1. THIS PRODUCT IS CSA APPROVED.
 - 2. THIS PRODUCT IS UL RECOGNIZED.
 - 3. MEASURED AT THE BOTTOM.
 - 4. MATERIAL CONTACT: PHOSPHORBRONZE
HOUSING: CREAM WHITE GLASS FILLED POLYESTER UL-94V0
 - 5. CONNECTOR PRINTED WITH P/N AND DATE CODE.
 - 6. FOR ACTUAL CONTACT LOADINGS, SEE LOADING PATTERN MATING SIDE.
 - 7. SHAPE OF CONNECTOR HOUSING CAN ALTER DEPENDING ON PRODUCTION LOCATION
 - 8. THE PRODUCT (LF) MEETS EUROPEAN UNION DIRECTIVES AND OTHER COUNTRY REGULATIONS AS DESCRIBED IN GS-22-008
 - 9. FOR RECOMMENDED PTH DIMENSIONS REFER DRAWING : BS, A , 201572 , 001
- CATALOG NO: HM2P07PDF3L0----

mat'l. code		surface		tolerance		projection		product family	
SEE NOTE 4		ISO 1302 ✓		ISO 406 ISO 1101				MILLIPACS	
ltr	ecn no	dr	date	tolerances unless otherwise specified		MM		title	
A	I04-0119	MINI	2004/12/10	angles	linear	-		MPACS 5+2R STR HDR PF CONN TYPE A	
B	I05-0195	MINI	2005/10/18	0°±1°		scale		-	
C	I06-0090	MINI	2006/06/30	dr	MINI K VANDANATH	2004/12/10		dwg no sheet 1 of 1 size	
				enr	BIJU K PAUL	2004/12/10		BS, C ,203028, 185 A3	
				chr	BIJU K PAUL	2006/06/30			
				appd	BIJU K PAUL	2006/06/30		type Product Customer Drawing	
sheet index	revision sheet	C	1						