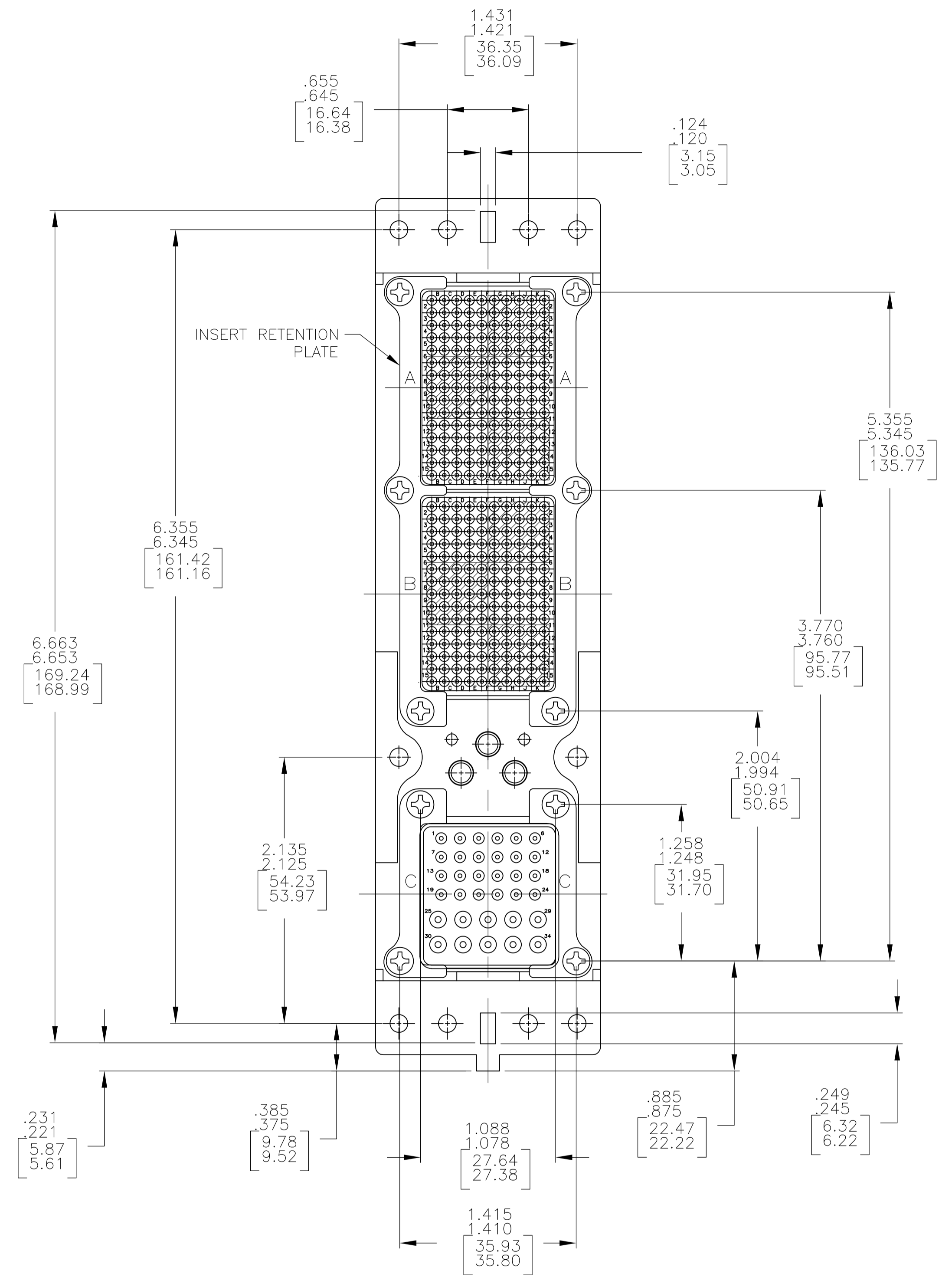
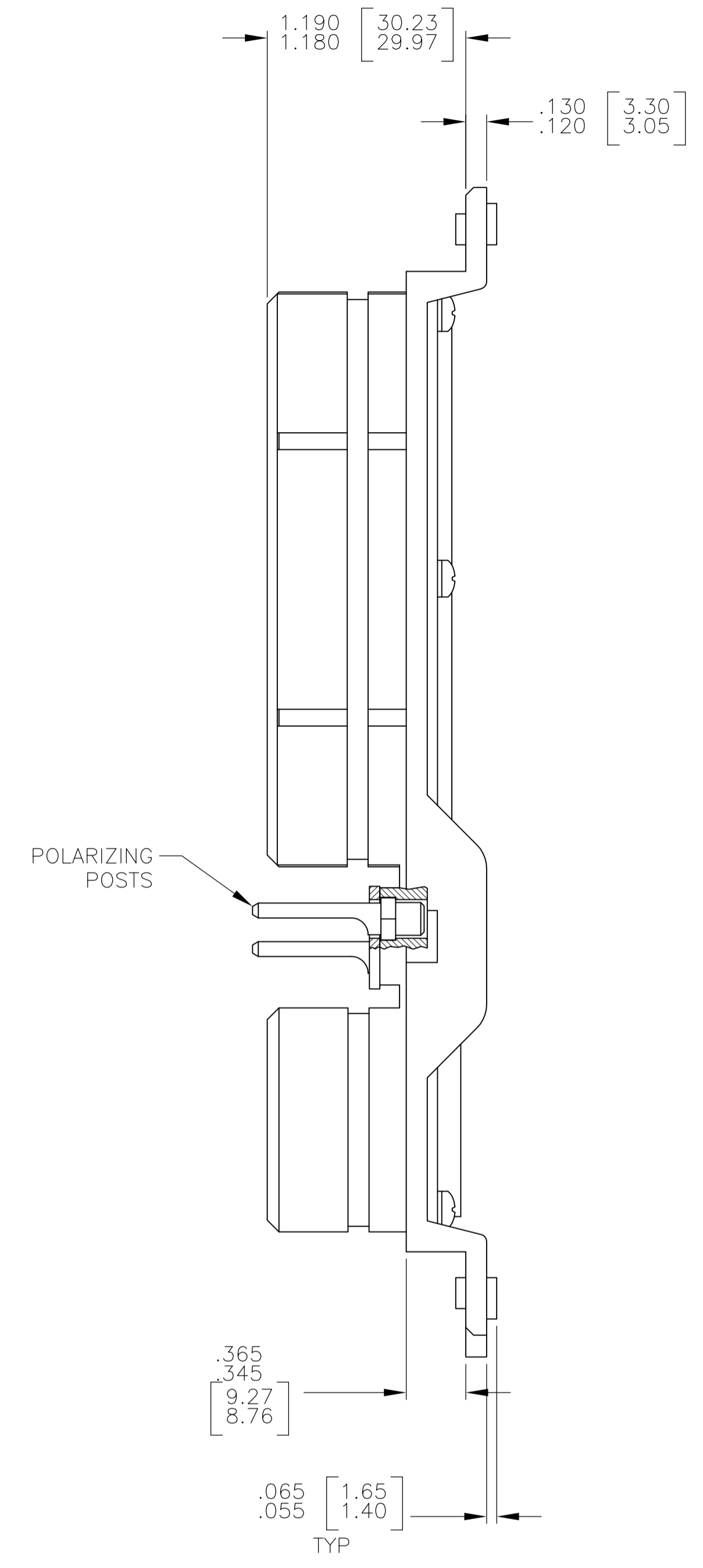
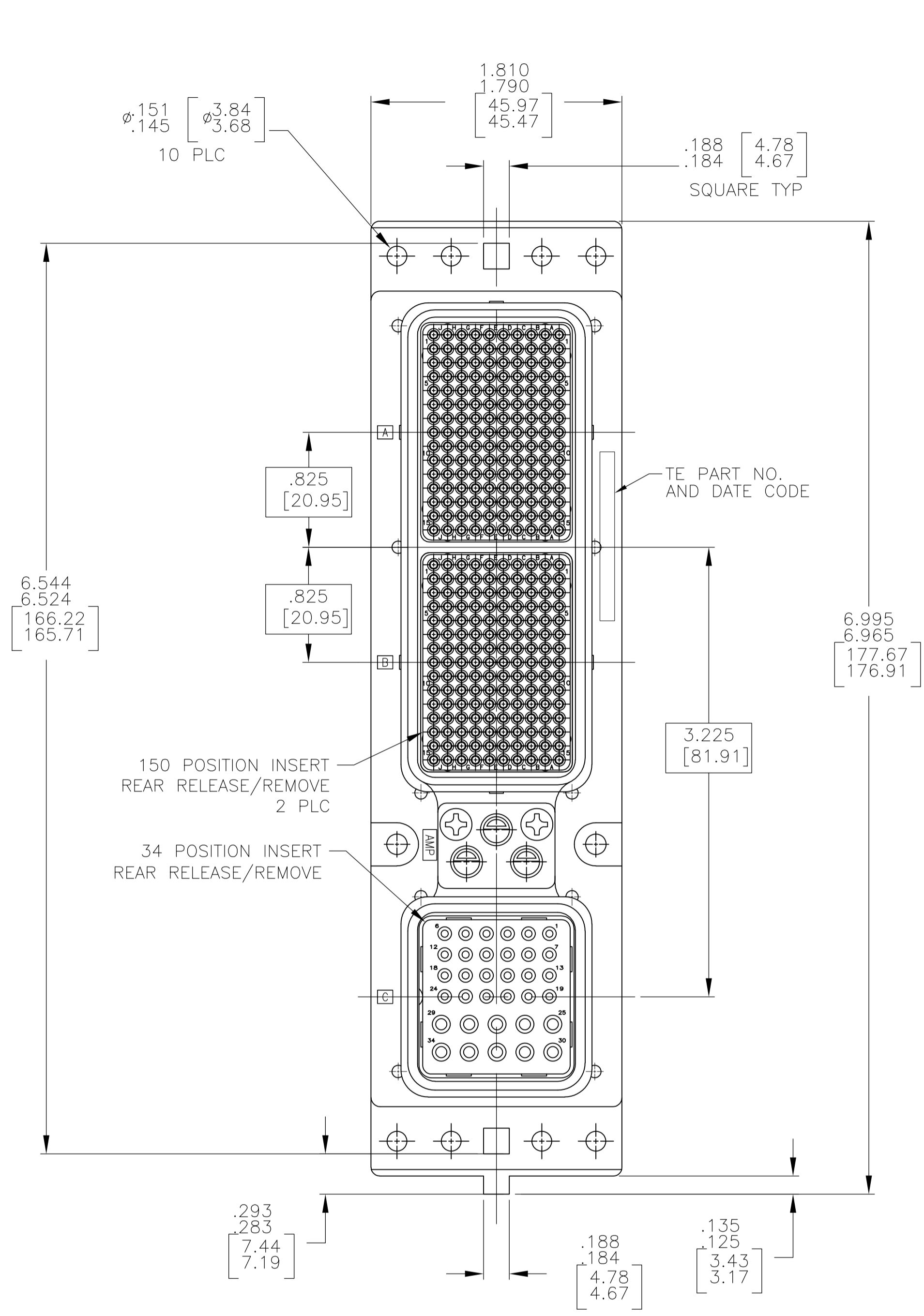


REVISONS		DATE	DN	APVD
LOC	DIST	DESCRIPTION		
C	REV PER ECO	11-006740	4-4-11	CT WB



COMPONENT	MATERIAL	FINISH
SHELL	DIE CAST ALUMINUM PER ASTM-B-85	ELECTROLESS NICKEL PER MIL-C-26074
INSERT RETENTION PLATES	ALUMINUM ALLOY PER ASTM-B-209	ELECTROLESS NICKEL PER MIL-C-26074
SCREWS AND LOCKWASHERS	STAINLESS STEEL	PASSIVATED
POLARIZING KEYS	ZINC ALLOY PER ASTM-B-86	-
INSERTS	THERMOSET OR THERMOPLASTIC PPS PER MIL-M-24519	-
POLARIZING KEY RETAINING PLATE	ALUMINUM ALLOY PER ASTM-B-209	BLUE ANODIZED PER MIL-A-8625

PRELIMINARY NOT RELEASED FOR PRODUCTION	"02"	208262-3 (SIZE 22 CRIMP PIN CONTACT; QTY=150) MODULE A 208262-3 (SIZE 22 CRIMP PIN CONTACT; QTY=150) MODULE B 208267-2 (SIZE 20 CRIMP SKT CONTACT; QTY=24) MODULE C 208270-2 (SIZE 16 CRIMP SKT CONTACT; QTY=10)	1996413-4
PRELIMINARY NOT RELEASED FOR PRODUCTION	"01"	208262-3 (SIZE 22 CRIMP PIN CONTACT; QTY=150) MODULE A 208262-3 (SIZE 22 CRIMP PIN CONTACT; QTY=150) MODULE B 208267-2 (SIZE 20 CRIMP SKT CONTACT; QTY=24) MODULE C 208270-2 (SIZE 16 CRIMP SKT CONTACT; QTY=10)	1996413-3
	"161"	208262-3 (SIZE 22 CRIMP PIN CONTACT; QTY=150) MODULE A 208262-3 (SIZE 22 CRIMP PIN CONTACT; QTY=150) MODULE B 208267-2 (SIZE 20 CRIMP SKT CONTACT; QTY=15)	1996413-1
KEYING POSITION		CONTACTS INCLUDED AND NOT INSTALLED	PART NUMBER

- CONNECTOR DIMENSIONS ARE PER ARINC 600 SPECIFICATION.
- KEYING SHOWN IN POSITION "01" FOR ILLUSTRATION ONLY. CONNECTORS SHIPPED WITH KEYING INSTALLED IN POSITION PER TABLE. FOR POSITION "00" KEYING HARDWARE SHIPPED UNASSEMBLED.
- CONTACTS ARE PACKAGED IN A SEPARATE CONTAINER AND SHIPPED WITH CONNECTOR

THIS DRAWING IS A CONTROLLED DOCUMENT.

DIMENSIONS: INCHES
 TOLERANCES UNLESS OTHERWISE SPECIFIED:
 0 PLC ± .005
 1 PLC ± .005
 2 PLC ± .005
 3 PLC ± .005
 4 PLC ± .005
 ANGLES ± .005
 MATERIAL SEE TABLE
 FINISH SEE TABLE

DWN C.C.THOMAS 12-5-07
 CHK K.THACKSTON 12-5-07
 APVD K.THACKSTON 12-5-07
 PRODUCT SPEC
 APPLICATION SPEC
 WEIGHT
 CUSTOMER DRAWING

TE Connectivity
 NAME PLUG ASSY, SIZE 2, ARINC 600. (150/150/34)
 SIZE A1
 CASE CODE 00779
 DRAWING NO. 1996413
 RESTRICTED TO
 SCALE 3:2 SHEET 1 OF 1 REV C