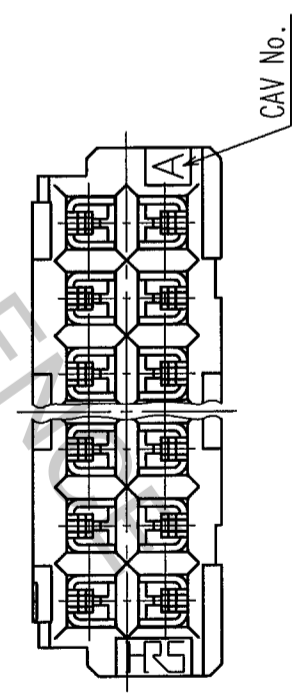
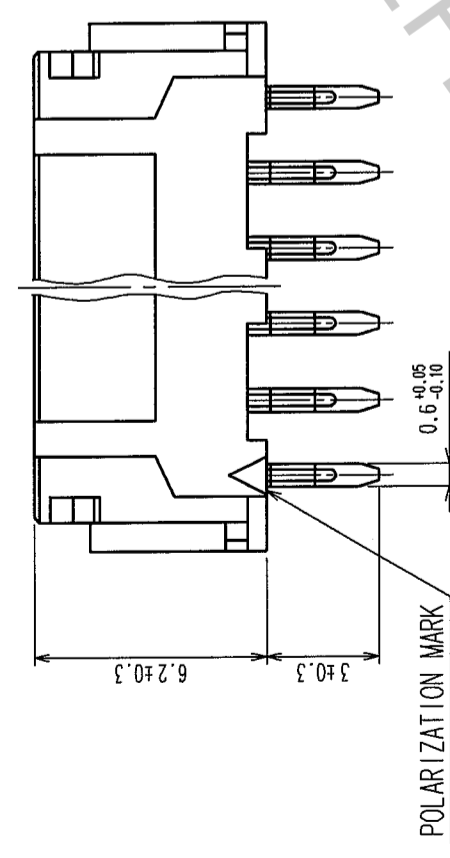
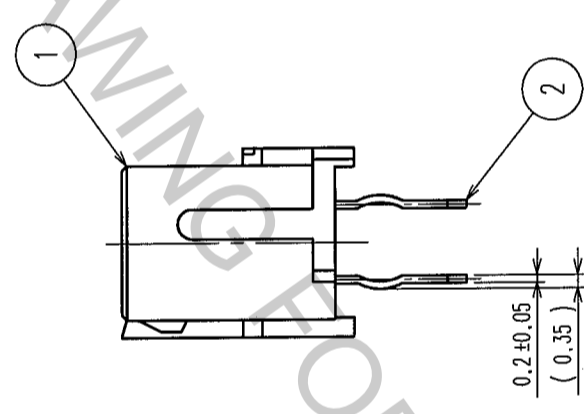
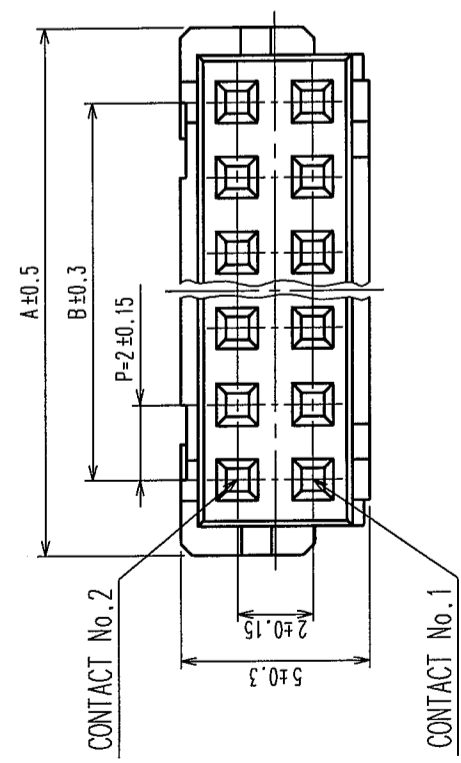


COUNT	DESCRIPTION OF REVISIONS	BY	CHKD	DATE	COUNT	DESCRIPTION OF REVISIONS	BY	CHKD	DATE
△				..	△				..
△				..	△				..
△				..	△				..



CODE No.	PART No.	NUMBER OF CONTACT	A	B
543-0553-9-06	DF11-6DS-2DSA(06)	6	8.0	4.0
543-0554-1-06	DF11-8DS-2DSA(06)	8	10.0	6.0
543-0555-4-06	DF11-10DS-2DSA(06)	10	12.0	8.0
543-0556-7-06	DF11-12DS-2DSA(06)	12	14.0	10.0
543-0557-0-06	DF11-14DS-2DSA(06)	14	16.0	12.0
543-0558-2-06	DF11-16DS-2DSA(06)	16	18.0	14.0
543-0559-5-06	DF11-18DS-2DSA(06)	18	20.0	16.0
543-0560-4-06	DF11-20DS-2DSA(06)	20	22.0	18.0
543-0561-7-06	DF11-22DS-2DSA(06)	22	24.0	20.0
543-0562-0-06	DF11-24DS-2DSA(06)	24	26.0	22.0
543-0563-2-06	DF11-26DS-2DSA(06)	26	28.0	24.0
543-0564-5-06	DF11-28DS-2DSA(06)	28	30.0	26.0
543-0565-8-06	DF11-30DS-2DSA(06)	30	32.0	28.0
543-0566-0-06	DF11-32DS-2DSA(06)	32	34.0	30.0

NOTES 1: RECOMMENDED PC BOARD HOLE DIAMETER $\phi 0.8^{+0.1}_0$
 2: THE DIMENSION OF PROSITY OF KINK $\phi 0.8^{+0.05}_0$

FINISH, REMARKS		FINISH, REMARKS	
1	POLYAMIDE UL94V-0, BLACK	2	BRASS
NO.	MATERIAL	NO.	MATERIAL
CODE NO. (OLD)		FINISH, REMARKS	
DRAWN		DESIGNED	
F. Matsuki		H. Imehara	
'04.03.30		'04.03.30	
SCALE		APPROVED	
5 : 1		J. Ona	
UNITS		FINISH, REMARKS	
mm		RELEASED	
DRAWING NO.		PART NO.	
EDC3-162401-02		DF11-*DS-2DSA(06)	
SCALE		CODE NO.	
5 : 1		CL543-	
UNITS		1/1	

CONTACT AREA: GOLD PLATED	0.2 μm min
LEAD AREA: TIN PLATED	2 μm min
UNDER PLATING: NICKEL PLATED	1 μm min

TO

